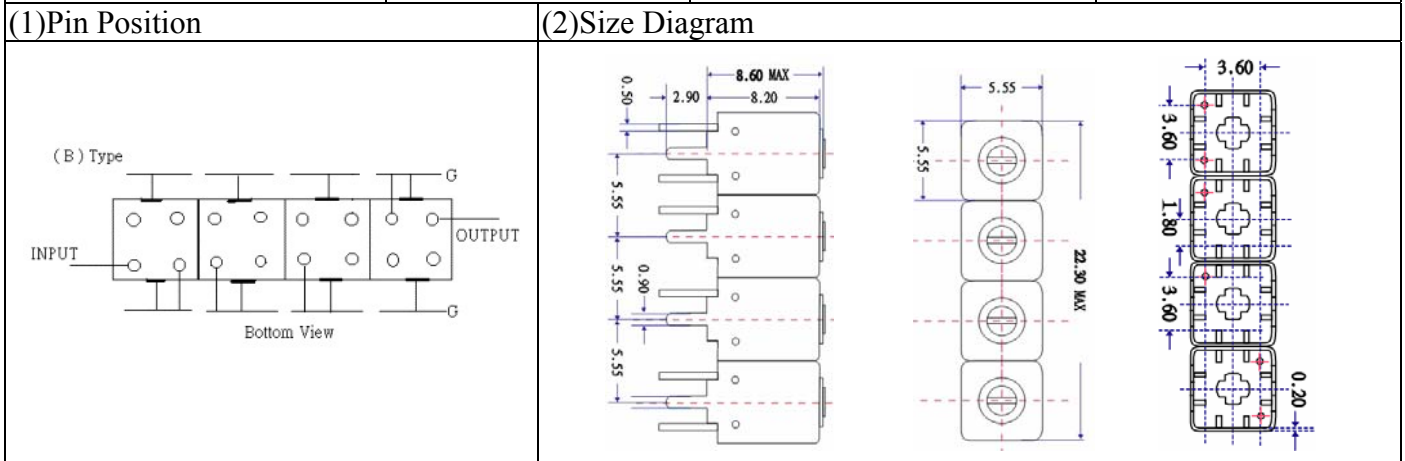


# VHF UHF Helical Filter Specification Sheet

Customer Name		Temwell's Part No.	TFW4575B-1282.5M
Approval No. /dated	201803035CD	Temwell's Print name	4575B 1282.5M
Work Instruction No.	201803035CD	Date	Mar.22.2018



(3) Electric Characteristic

Item		Specify		Performance	
Center Freq.(Fo) +/- 0.5 %		1282.5	MHz	1282.5	MHz
Insertion Loss		Typ. 5.0	dB	4.15	dB
-3 dB Bandwidth		Typ. 29	MHz	37.6	MHz
Sensitivity (Attenuation)	Fo - 100 MHz	Typ. 59	dBc	69	dBc
	Fo + 100 MHz	Typ. 47	dBc	52	dBc
	Fo - ( )MHz	Typ.	dBc		dBc
	Fo +( )MHz	Typ.	dBc		dBc
Return Loss		Min. 12	dB	20.8	dB
Ripple		< 1	dB		dB
Impedance		In / Out : 50 Ω		In / Out : 50 Ω	

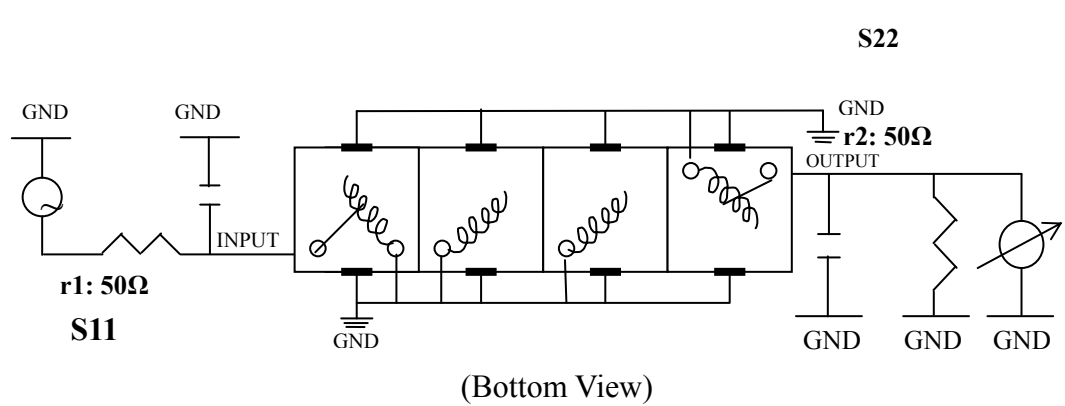
(4) Torque for Tuning Screw > 60gf · cm

(5) Temperature Condition:

Operating Temperature	0°C ~ +60°C
Storage Temperature	-20°C ~ +70°C

(6) Input Power > 0.5Watt

(7) Measuring Circuit: ※Easy to match Impedance S11/S22 50Ω by parallel with about(- -).

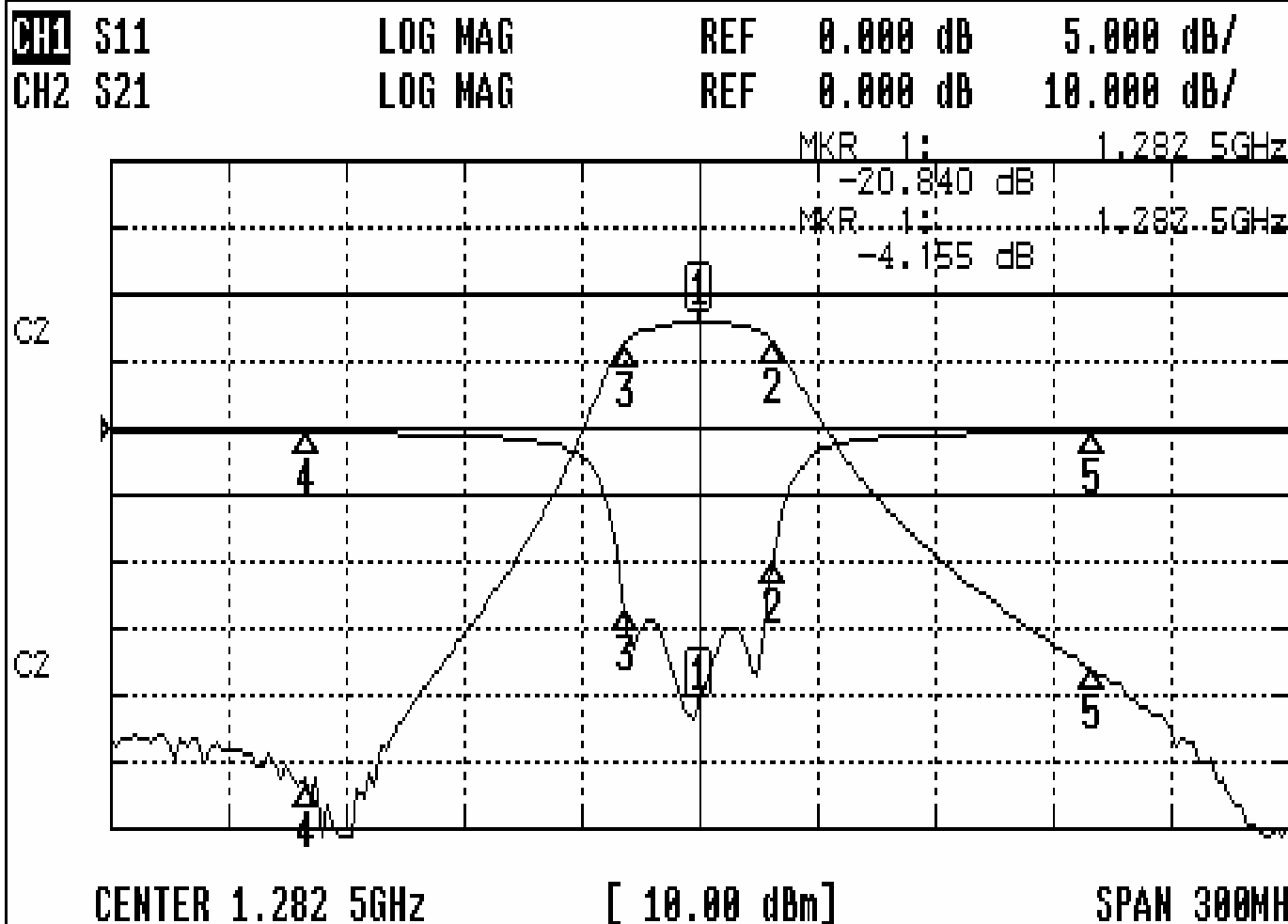


Approval	Supervisor	Designer	Aperture size
C.Y.Chang	C.K.Chang	C.H.Yeh	5W4S(3.8*4.0)(4.03) 5HW024RB3

TEMWELL CORPORATION

# Performance-TFW4575B-1282.5M

## 201803035CD



### CH1 MARKER LIST

1:	1.282	500GHz	-20.840	dB
2:	1.301	250GHz	-10.103	dB
3:	1.263	590GHz	-13.820	dB
4:	1.182	500GHz	-0.363	dB
5:	1.382	500GHz	-0.367	dB

### CH2 MARKER LIST

1:	1.282	500GHz	-4.155	dB
2:	1.301	250GHz	-7.130	dB
3:	1.263	590GHz	-7.172	dB
4:	1.182	500GHz	-73.336	dB
5:	1.382	500GHz	-56.386	dB